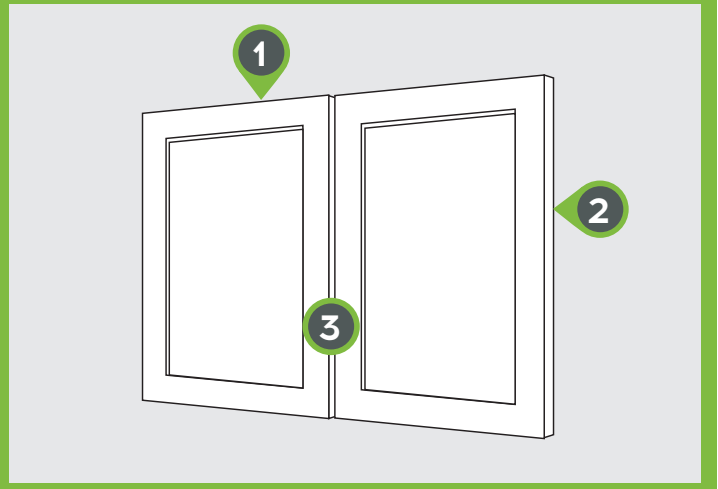


## Hinge Adjustment Guide


All of our hinges are 6-way adjustable that allows fine tuning in 3 dimensions:

- 1 Up and down - for door alignment
- 2 In and out - adjusts space between door and cabinet
- 3 Side to side - adjusts gap between two doors.



### Framed Cabinet Hinges

**Center Screw:**  
Loosen screw to move door up and down




**Back Screw:**  
Turn screw to move the door in and out

**Front Screw:**  
Turn screw to move the door side to side

### Frameless Cabinet Hinges

**Hinge Plate Screws:**  
Loosen screw to move door up and down



**Back Screw:**  
Turn screw to move the door in and out

**Front Screw:**  
Turn screw to move the door side to side