

CABINET BOX COVERAGE OPTIONS

When completing a refacing project, considerations should be taken for more than just the doors and drawers. Specifically, how to match the cabinet box. This guide provides the best options for ensuring a perfect match to the new doors and drawers.



PAINT

DESCRIPTION


- Available in every color
- Less expensive
- Must wait to dry before install
- Satin finish
- Latex (water-based) paint

COMMON USAGE

- Cabinet box coverage inside and out

HOW TO ORDER

- Select under **Accessories**



PEEL AND STICK

DESCRIPTION


- Available in select colors in 2'w x 8'h and 4'w x 8'h
- Perfect match for wood grains
- Can telegraph imperfections

COMMON USAGE

- Cabinet face frame*
- *not recommend for large surface areas such as cabinet box sides

HOW TO ORDER

- Select under **Accessories**



CUT TO SIZE PANELS

DESCRIPTION


- Available in select colors in 1/4" thickness
- Perfect match for wood grains
- Raw on all sides

COMMON USAGE

- Cabinet box sides and large surface areas
- Cabinet base of kitchen islands
- Toe kick

HOW TO ORDER

- Select **Add Custom Item**
- Under **Part Type** choose "Panel 1/4 inch" from drop down menu



DECORATIVE PANELS

DESCRIPTION

- Available in select colors in 5/8" and 3/4" thickness
- Perfect match for wood grains
- Edgebanded on 4 sides

COMMON USAGE

- Cabinet box sides
- Cabinet base of kitchen islands
- Decorative refrigerator panels

HOW TO ORDER

- Select **Add Custom Item**
- Under **Part Type** choose "Panel" from drop down menu

Qwikkit

CABINET MAKEOVER KITS



844-4-THE-KIT • customerservice@Qwikkit.com • Qwikkit.com

I-0000